

A decorative border of musical notation surrounds the text. It features a treble clef at the top left, a bass clef at the bottom left, and various notes and rests on a five-line staff that forms a rectangular frame.

# 8th Grade Orchestra

Lesson: 4-8-2020

## **Learning Target:**

Students will listen & reflect about a musical work.

A decorative border of musical notation surrounds the central text. The border consists of a single staff of music with various notes, including quarter, eighth, and sixteenth notes, and rests, arranged in a rectangular shape. The notes are black on a white background.


# Warm-Up



## Goal Warm-Up



Review your goal for the week, and answer the following:

1. What are three potential obstacles you might have in meeting your goals?
  2. What are three some potential solutions to overcome Those obstacles?
- 




# Lesson

LET'S TAKE A LISTEN TO...

Composer: Ludwig Van Beethoven (1770-1827)

Piece: Symphony No. 5, 1st movement

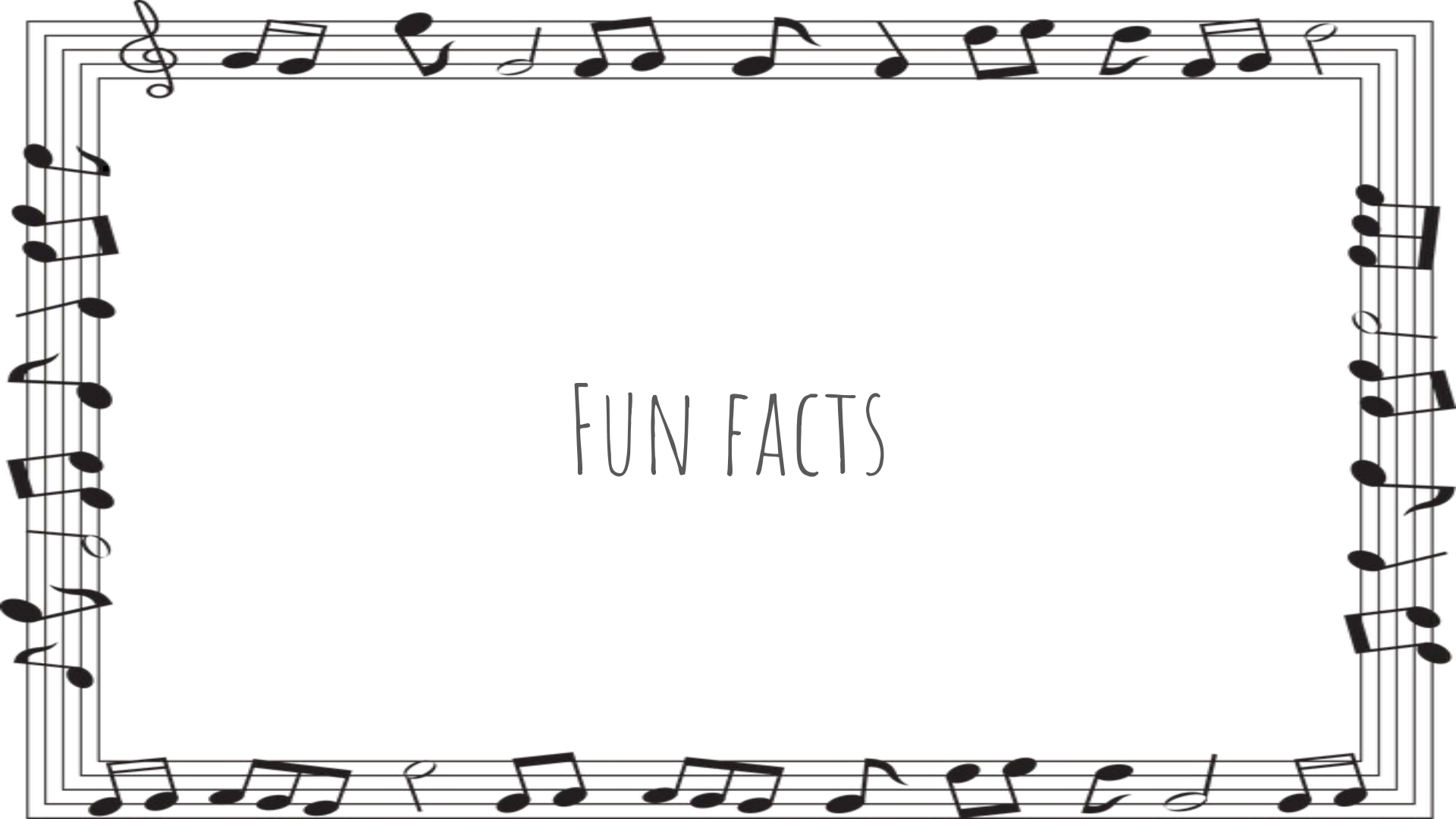


Joseph Karl Stieler. Photo: © Beethoven-Haus Bonn

A decorative border of musical notation surrounds the text. It features a treble clef at the top left, a bass clef at the bottom left, and various notes and rests arranged in a rectangular frame.

## SYMPHONY No. 5

- HAS FOUR MOVEMENTS
- IN THE KEY OF C MINOR
- THE WHOLE PIECE LASTS ABOUT 30-40 MINUTES, BUT WE WILL ONLY BE LISTENING TO THE 1ST MOVEMENT.
- BEETHOVEN CONDUCTED THIS SYMPHONY AT THE PREMIERE.
- PIECE WAS WRITTEN DURING THE CLASSICAL PERIOD.



FUN FACTS

## FUN FACT #1



THE BEGINNING SHORT-SHORT-SHORT-LONG RHYTHM PATTERN REPRESENTS "FATE KNOCKING AT THE DOOR" & HAS MANY VARIATIONS THROUGHOUT THE WHOLE WORK. BEETHOVEN WROTE THIS PIECE AS HE WAS STRUGGLING WITH HIS HEARING LOSS.



## FUN FACT #2

IT TOOK BEETHOVEN ABOUT 4 YEARS TO FINISH THIS SYMPHONY BEFORE IT WAS PREMIERED AT THE THEATER AN DER WIEN IN 1808.



© WienTourismus/Paul Bauer

## FUN FACT #3

THIS SYMPHONY BECAME FAMOUS DURING WORLD WAR II BECAUSE THE RHYTHM PATTERN MATCHED THE LETTER V FOR VICTORY IN MORSE CODE, THE ALPHABET USED ON THE TELEGRAPH.



CREDIT: BT ARCHIVE

## FUN FACT #4

BEETHOVEN PLAYED THE PIANO, VIOLA, AND VIOLIN ALONG WITH BEING A COMPOSER (SOMEONE WHO WRITES MUSIC).



## FUN FACT #5

THIS YEAR IS BEETHOVEN'S 250TH BIRTHDAY ANNIVERSARY.



BIRTHDAY SONG



BEFORE LISTENING, REMEMBER THESE TIPS

1. TRY TO FIND A QUIET SPOT (OUTSIDE, IN YOUR ROOM)
2. STAY FOCUS ON THE MUSIC (BE PRESENT & PRACTICE ACTIVE LISTENING)
3. LISTEN WITHOUT JUDGEMENT. (KEEP AN OPEN MIND)

A decorative border of musical notation, including a treble clef, various note values (quarter, eighth, and sixteenth notes), and rests, arranged in a rectangular frame around the central text.

IF YOU WANT TO KNOW MORE ABOUT BEING A BETTER MUSIC LISTENER CHECK  
OUT THE FOLLOWING ARTICLE.

# How to Listen to Music

A decorative border of musical notation surrounds the page. It consists of a single treble clef staff with various notes and rests arranged to form a rectangular frame. The notes include quarter, eighth, and sixteenth notes, some beamed together, and rests. The staff lines are clearly visible.

AS YOU LISTEN, FILL OUT THE LISTENING LOG.

# Listening Log



A decorative border of musical notation, including a treble clef, various note values (quarter, eighth, and sixteenth notes), and rests, arranged in a rectangular frame around the central text.

SELECT ONE OF THE FOLLOWING PERFORMANCES:

1. Danish National Symphony Orchestra. 1st Movement is until 7:30.

[Beethoven's Fifth Symphony](#)


2. If you would like to see a graphical score, check this video out.

[Beethoven's Fifth Symphony, 1st movement](#)

If you are feeling adventurous, you may follow along using the musical score as well!

[Beethoven Score](#)



A decorative border of musical notation, including a treble clef, various note values (quarter, eighth, and sixteenth notes), and rests, arranged in a rectangular frame around the central text.

Feel free to share your  
listening log with your  
teacher!

[allison\\_ross@idschools.org](mailto:allison_ross@idschools.org)

[melissa\\_quillory@idschools.org](mailto:melissa_quillory@idschools.org)

[laura\\_vanderwoude@idschools.org](mailto:laura_vanderwoude@idschools.org)

[selene\\_hernandez@idschools.org](mailto:selene_hernandez@idschools.org)

A decorative border of musical notation surrounds the central text. The border consists of a single staff of music with various notes, including quarter, eighth, and sixteenth notes, and rests, arranged in a rectangular frame. The notes are black on a white background.

# Review

A decorative border of musical notation surrounds the text. It features a treble clef at the top left, a bass clef at the bottom left, and various notes, rests, and stems arranged in a rectangular frame.

## REFLECTION QUESTIONS

1. What did you notice?
2. What do you think Beethoven was communicating through his music?
3. What makes you say that?

A decorative border of musical notation surrounds the central text. The border consists of a single staff of music with various notes, including quarter, eighth, and sixteenth notes, as well as rests, arranged in a rectangular frame. The notes are black on a white background.

# Self-Assessment

You learn the more you listen!

Try listening to the 1st movement again and see how many more new sounds/instruments you hear.

Challenge your focus!

Listen to the entire piece. It will be magical.



A decorative border of musical notation surrounds the central text. The border consists of a single staff of music with various notes, including quarter, eighth, and sixteenth notes, as well as rests and a treble clef at the top left. The notes are arranged to form a rectangular frame.

# **Additional Materials**



## WANT TO LEARN MORE ABOUT BEETHOVEN?

Here are some wonderful websites & videos that you can explore!

### Symphony No. 5

- <https://www.npr.org/templates/story/story.php?storyId=5473894>
- <https://www.youtube.com/watch?v=c4hZY5h84Wc>

### Beethoven's Life

- [https://www.youtube.com/watch?v=wz\\_vnQ8lhjA&feature=youtu.be](https://www.youtube.com/watch?v=wz_vnQ8lhjA&feature=youtu.be)
- <https://www.classicfm.com/composers/beethoven/guides/deaf-hearing-loss-composing/>
- <https://www.classicfm.com/composers/beethoven/guides/beethoven-20-facts-about-great-composer/>